

ENVIRONMENTAL STATEMENT JANUARY - DECEMBER 2023 PLANTS: BEASAIN, IRÚN AND ZARAGOZA

(EMAS REGISTER NO.: ES EU 000130)



CONTENT

1.	Introduction	3
2.	CAF S.A. Presentation	6
3.	The Environmental Policy	9
	3.1 The Environmental Management System	10
	3.2 Context and Concerned Parties	11
	3.3 Leadership and Commitment	14
4.	Identification and Assessment of Environmental Factors	15
5.	Environmental Goals 2021	19
6.	Environmental Performance Improvement Opportunities	21
	6.1 “0” Net Emissions.	21
	6.2 Implementation of Environmental Commitments	22
	6.3 Elaboration of action plans related to Decree 254/2020 of 10 November, on Energy Sustainability in the Autonomous Community of the Basque Country.	23
	6.4 Other Opportunities for Improvement	23
7.	Environmental Goals 2022	24
8.	Main Legal Provisions and Their Observance	25
9.	Indicators	29
	9.1 Energy Consumption	30
	9.2 Consumption of materials	32
	9.3 Water Consumption	33
	9.4 Waste Production	34
	9.5 Land Use with Regards to Biodiversity	37
	9.6 Emissions	38
10.	Auditor's Statement (Spanish and English)	42

1. INTRODUCTION

CAF is now a multinational group with more than 100 years of experience in the provision of comprehensive, cutting-edge transportation systems with high added value in sustainable mobility for its customers, characterised by the following:

- It is an international leader in implementing comprehensive rail and bus transport solutions, boasting extensive experience in undertaking projects, covering their entire life cycles (analysis and feasibility studies, system design and engineering, system construction and manufacturing, installation and commissioning, operation and maintenance, and even financing) in many different geographical locations.
 - In the railway industry, the Group offers its customers one of the widest and most flexible product ranges on the market, from comprehensive transport systems to rolling stock, components, infrastructures, signalling and services (maintenance, refurbishment and financing). These capabilities and the current range of solutions provided by the CAF Group sets it on the same level as the sector's key players. In this field, the rail vehicle business generates and consolidates other activities with rail services contributing to profitability, supported by comprehensive solutions and systems, which are expected to provide increasing contributions to the Group.
 - In the bus industry, CAF, via Solaris, has spearheaded the development of new products and now boasts the most complete range of low and zero emission solutions. It is also in a unique position with regard to electromobility given its leading edge in zero emission buses, its unrivalled real experience in electromobility, its firm commitment to zero emission technologies (electric and hydrogen) and the fact that it boasts all the benefits of conventional technologies but without having any business or industrial activity for the production of internal combustion engines. Accordingly, Solaris, and by extension CAF, is outperforming its European competitors with regard to portfolio, real experience and market share.

In both cases, CAF provides services to the most diverse customers all over the world: from private or public municipal and regional or national bodies, to other rolling stock manufacturers and private systems operating or maintenance companies, including consortium structures in conjunction with entities with a financial profile.

- It is a technological frontrunner, investing in critical transport innovation areas (decarbonisation, automation, digitalisation and competitiveness) with a view to building sustainable, interconnected, multimodal and safe transport.

- It is sustainable, with sustainability ratios above the industry average, with a "low risk" rating according to the Sustainalytics agency and the "Platinum" medal received from Ecovadis.


In 2023, CAF has achieved significant milestones that strengthen the foundations of its future strategy, including:

- The improvement of the Group's positioning to address the decarbonization of rail mobility, through:
 - Battery-powered trains: CAF has been awarded the first contract for three-mode Intercity trains in the United Kingdom, with the delivery of 10 battery-equipped units that will serve the East Coast Main Line in England.
 - Hydrogen train prototype: tests on representative lines of the General Interest Railway Network, being the first hydrogen train to obtain ADIF authorization for test circulation in the General Interest Railway Network.

In addition to this, as regards the Statement of Non-Financial Information and the main sustainability progress, the main environmental milestones were:

- Certificate of excellence in environmental management model pursuant to the European EMAS Regulation for CAF S.A. (Eco-Management and Audit Scheme).
- First EDP (Environmental Product Declaration) for a steel monoblock wheel for railway applications.
- Launch of the EDP for the Docklands Inneo Underground (London, UK).
- Corporate Social Responsibility Silver Leaf (Polityka weekly - Poland) for supporting the Sustainable Development Goals and the Urbino E18 H2 hydrogen bus.
- The CAF Group has obtained an AA rating from MSCI ESG Ratings in the assessment recently carried out by the firm, which will allow the Company to form part of the MSCI indices.
- Verification of the carbon footprint (scopes 1 and 2) for 2019, 2020, 2021 and 2022 conducted by the external accredited agency LRQA and definition of GHG emission reduction goals based on the SBTi method; goals that were included and communicated in the 2026 Strategic Plan.
- Receiving the prestigious platinum medal following the Ecovadis sustainability management assessment, which positioned the CAF Group among the top-performing companies in the sector.
- A B rating in the CDP (Carbon Disclosure Project) climate change index report conducted by the CAF Group over the course of 2022, a rating that is higher than the railway sector average.

The new 2026 Strategic Plan aims to build on a history of profitable growth and also to develop CAF's Vision: to grow as a provider of comprehensive rail and bus transport solutions by maximising its digital proposition. Sustainability is one of the four strategic pillars, leading the transition of transport solutions towards the zero net emissions goal by 2045, and ensuring the continuity of the strategy established in CAF's ESG Equity Story in



July 2021, which will address the priority material issues which stakeholders have identified and aims to keep above the average value of comparable companies in the rankings of ESG rating agencies.

Consequently, the new Strategic Plan establishes, among other aspects, the following primary goal for 2026:

- Reducing scope 1 and 2 emissions by up to 30%, and scope 3 emissions (relating to product use, in terms of emissions per passenger and km) by up to 40% relative to 2019, with the end goal being to become a zero net emission company by 2045.

The complete Strategic Plan document is available on the Company's website (www.caf.net).

It should be pointed out that the environmental management improvement plan of the CAF Group, the parent company and subject of this declaration, with plants in Beasain, IRÚN and Zaragoza, has been UNE-EN ISO 14001 Standard certified since 2001 and hereby submits the following statement that provides evidence and notice of the CAF S.A.'s environmental commitment pursuant to the European EMAS Regulation, bearing EMAS registration number ES EU 000130.

This document has been prepared pursuant to Regulation 1221/2009 of the European Parliament and the Council dated 25 November 2009 on organisations' voluntary participation in a Community eco-management and audit scheme (EMAS), amended by Regulation (EU) 2017/1505 on 25 August 2017 and Commission Regulation (EU) 2018/2026 on 19 December 2018, which seeks to achieve more demanding and ambitious environmental goals.

This statement covers the period from January 2022 - December 2022, and has been published on the CAF website. The email contact address for any queries is: esg@caf.net, and the Management representative is Gorka Zabalegi and the Coordinator and Officer in Charge for Environmental Matters are Oihana Epelde and Nora Irastorza, respectively.

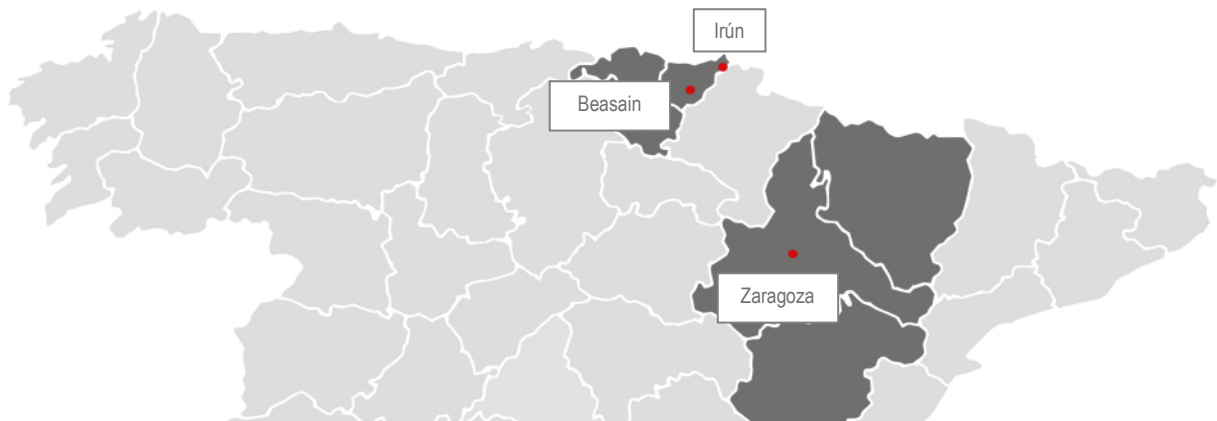
The scope of this environmental statement comprises the activities performed at CAF S.A. (plants in Beasain, Irún and Zaragoza), as follows:

- Beasain (headquarters and offices): Railway vehicle and component design, manufacturing and testing
José Miguel Iturrioz, 26, 20200 Beasain, Gipuzkoa, Spain
- IRÚN: Railway vehicle manufacturing, testing and repairs
Anaka, nº 13, 20301 Irún, Gipuzkoa, Spain
- Zaragoza: Railway vehicle design, manufacturing and testing.
Avda. de Cataluña, 299, 50014 Zaragoza, Spain

2. CAF S.A. PRESENTATION

Founded in Beasain in 1917, "Construcciones y Auxiliar de Ferrocarriles, S.A." (CAF S.A.) is the parent company of the CAF Group, which the Zaragoza and IRÚN manufacturing sites were added to, where the following core businesses/activities are performed under CNAE 3020:

- **Vehicles Business:**
Comprising Divisions III and IV at the Beasain plant the Irún plant and Divisions A and B at the Zaragoza plant. The core activities are the design, manufacturing, aftersales service, repair and transformation and on-track testing of railway vehicles and the supply of bogies.
- **CAF MiiRA:**
Located at the factory in Beasain, whose core activities are the design, manufacturing and sale of rail components (wheels, axles, gear units and wheelsets).
- **Servicios Ferroviarios (Rail Services):**
Based in the factory in Beasain, CAF has centres offering integrated warranty and maintenance services of railway vehicles and facilities in different countries.
The map below shows the locations of the aforementioned production facilities that relate to the scope of this review.



The images below provide examples of some of the products produced in the vehicles division (rail vehicle manufacturing):

High Speed Lines



Commuter Trains



Metros



Light Metros and Trams



Regional Trains



Locomotives



LRVs and Trains/Trams



There are also images providing examples of the products produced at CAF MiiRA, where railway components are manufactured (at the Beasain centre).

Wheels



Axles



Wheelsets



Gear units



3. ENVIRONMENTAL POLICY, CONTEXT AND CONCERNED PARTIES

Recognising the increasingly demanding circumstances, the CAF Group, pursuant to the provisions of the United Nations Global Compact for Sustainable Development 2030, has set out measures to reduce global warming and to adapt to Climate Change, promoting measures that contribute to environmental sustainability.

The main purpose of the CAF Group Environmental Policy is to identify the general corporate principles and criteria that must govern at CAF relative to the environment, and to inform our Stakeholders of our Environmental Commitments which are set out in CAF's Sustainability Policy, with the environment considered a key factor with regards to sustainability and, in particular, the development of more efficient and environmentally-friendly comprehensive sustainable mobility solutions. Accordingly, by means of a transparent communication and information strategy, CAF meets the stakeholders' expectations in terms of environmental preservation, the increasingly stringent regulatory requirements and the ongoing analysis of management performed by analysts, assessors and different agents of civil society.

In addition to this, with regards the environmental policy of the CAF S.A. Environmental Management System, the Management is also committed to the following principles:

- **To integrate environmental management in the activities and decisions of the company, both in technical processes, in the work organisation as well as in the conditions under which this is provided, promoting integration at all hierarchical.**
By integrating environmental management into processes and activities as a whole.
- **To take the necessary measures to control and minimise significant environmental factors, such as emissions into the atmosphere, the generation of waste and energy consumption, to preserve natural resources.**
To identify and analyse environmental aspects from a life cycle perspective, taking account of the legal requirements that apply to the activity, pollution prevention and customer specifications.
- **To implement the required actions to make their activity compatible with environmental protection, applying continuous improvement criteria, with the reduction of environmental impact being a basis of their policy.**
With the establishment of environmental goals and strategic initiatives geared towards ongoing improvement.
- **To guarantee the fulfilment of all applicable legal requirements regarding environmental protection, as well as other commitments voluntarily made by the organisation.**
Identifying the legal requirements that apply to the business and are related to environmental aspects and which are specific to each office where operations are carried out. To anticipate compliance with new regulations, the Group takes part in forums/associations where trends and new guidelines applicable to its activities are identified.
- **To promote consultation, participation and raise awareness among employees regarding aspects related to the environment so that their actions are consistent with the management systems' policy and goals.**



Active employee participation is promoted through established communication and participation channels.

- **To implement technology that allows for the development of sustainable products with a view towards improving transport energy costs and providing highly efficient transport alternatives, gradually introducing ecodesign methods.**

To this end, products are developed taking energy efficiency into account as the primary factor contributing towards obtaining the highest possible reduction in energy consumption, adopting comprehensive measures that factor the train's auxiliary equipment, operation control and conservation status. This results in more ecoefficient products.

- **To promote the integration of environmental management systems amongst suppliers and subcontractors, in line with those established in the business.**

By monitoring sustainability criteria in the supply chain, giving priority to those that pose a greater right to the environment given the potential environmental impact of the products.

The aforementioned environmental policies, the Corporate Environmental Policy, as well as the Environmental Policy of the CAF S.A. Environmental Management System, are available in the Sustainability section of the CAF S.A. website: <https://www.caf.net/es/sostenibilidad/index.php>.

3.1 ENVIRONMENTAL MANAGEMENT SYSTEM

To achieve the above, the CAF S.A. environmental management system consists of an Environmental Management System Manual, integrated for the three plants, which establishes the principles regarding management, the management system procedures and records kept of the activities that are carried out. The environmental management system documentation includes comprehensive procedures, instructions and records for the three plants, as well as specific ones for each office in relation to the specific activities carried out at each one.

The company also draws up documentation to improve employee environmental conduct, for example by publishing indicators and good environmental practices on the company's communication screens.

CAF, S.A. has established, written up, implemented, maintained and continuously improved a Quality Management System in accordance with the requirements set out in standard UNE-EN-ISO 14001:2015 and prior versions of the same, to provide products and services that include environmental protection in the activities carried out, and that meet the customers' requirements and other requirements.

CAF S.A.'s environmental policy is reviewed annually by means of the Management Review, and it is disclosed to stakeholders via various channels: CAF's website and the CAF Portal.

3.2 CONTEXT AND CONCERNED PARTIES

CAF's management reviews the organisation's strategy, which is set out in management plans. This strategic analysis identifies the external issues that affect the CAF Group's businesses, taking account of the risks and opportunities in the market, and establishes the strategic pillars to be worked with. Accordingly, specific initiatives are identified to address each of these pillars, and these are implemented through specific initiatives or projects that are subsequently undertaken.

Besides analysing its external context (legal, technological, competitive, market, cultural, social and economic factors), as well as its internal context (values, culture, knowledge and performance), which could affect its capacity for achieving results, CAF establishes its Stakeholders and the commitments assumed with them, via the Sustainability Policy. These are as follows: Shareholders, Customers, People, Suppliers and Society.



CAF fosters a policy of regular and constructive communication with its Stakeholders via its communication channels that are listed in the following table:



Stakeholder	Communication channels
Shareholders	<ul style="list-style-type: none"> - Shareholder and Investor Assistance Office - CNMV Notices - General Shareholders' Meeting - Regular briefings - CAF's website (www.caf.net) - Internal reporting system (Whistleblower channel) - Shareholders, investors and financial analysts survey
Customers	<ul style="list-style-type: none"> - Meetings with potential customers - Meetings with customers in projects - Customer Audits - Quality and Safety Management System Audits - CAF's website (www.caf.net) - Internal reporting system (Whistleblower channel) - Customer Satisfaction Survey - Online platforms - Sectorial fairs
People	<ul style="list-style-type: none"> - CAF portal - Internal communication channels - Direct communication - Trade union representation - Company magazine - Internal reporting system (Whistleblower channel) - CAF's website (www.caf.net) - Organisational Health Survey
Suppliers	<ul style="list-style-type: none"> - Suppliers portal - CAF's website (www.caf.net) - Specific supplier relationship platforms - Supplier audits - Internal reporting system (Whistleblower channel) - Supplier Satisfaction Survey
Society	<ul style="list-style-type: none"> - CAF's website (www.caf.net) - Direct dealings with public administrations - Participation in forums and associations - Internal reporting system (Whistleblower channel) - Non-Financial Information Statements - Sustainability Report - Society communication appraisal survey

Besides contributing towards optimising disclosure and the quality of the information available to both the market and CAF Group stakeholders, these channels are crucial for understanding their sustainability concerns and interests and play a pivotal role in defining the strategy and actions CAF will take to this end.




CAF also reviews these stakeholders' requirements and expectations, taking account of the risks and opportunities associated with each of them, as shown in the table below:

Stakeholder		Requirements and expectations
Shareholders	Shareholders	<ul style="list-style-type: none"> - Environmental legislation compliance - Environmental information relating to CAF's activity (e.g. Sustainability report, CDP survey, information for the board of directors, etc.) - Financial audits - Continuous improvement as a sustainable company
Customers	Rolling stock or railway component customers	<ul style="list-style-type: none"> - Environmental legislation compliance - Compliance with customer-specific requirements - Sustainable product (reputation among its users or even in the government) - Environmental information, including LCAs where appropriate. - Sustainability report - Supplier environmental assessment
People	CAF employees (including the group)	<ul style="list-style-type: none"> - Environmental legislation compliance - Sustainable product (corporate image) - Continuous environmental management to achieve a healthy environment
Suppliers	<ul style="list-style-type: none"> - Suppliers - Subcontractors 	<ul style="list-style-type: none"> - Environmental legislation compliance - Continuous environmental management to achieve a healthy environment - Take sustainable procurement criteria into account
Society	<ul style="list-style-type: none"> - Administration - Neighbours - Education and training centres - Other associations or forums (Railponsible, UNESID, UNIFE, ...) - ... 	<ul style="list-style-type: none"> - Environmental legislation compliance - Continuous environmental management to achieve a healthy environment - Sustainable product (dissemination of an image of a sustainable company in its environment). - Environmental information relating to CAF's activity (e.g. Sustainability report, other publications, etc.)

Considering the requirements and expectations identified for each stakeholder, an analysis is performed to identify the derived required requirements that must be included in CAF's environmental management system. This analysis is performed by the Management in the Revision document.

With regards to managing environmental risks and opportunities, these must be managed, together with other



identified risks in the company, by means of a corporate risk control and management process, which applies to all the activities and businesses performed at CAF.

Specifically, the most significant environmental compliance risks and opportunities identified at the Beasain, IRÚN and Zaragoza sites are as follows:

- The exploitation of natural resources as a result of the use of polluting materials.
- The exploitation of natural resources as a result of inefficient consumption of energy and natural resources (electricity, fuel, water)
- Water and soil pollution.
- The impact on biodiversity.
- Atmospheric pollution and global warming.
- Impact on natural resources as a result of inefficient waste management.
- Noise pollution.
- Inefficient environmental management of third parties through outsourced work (manufacturing, painting, logistics, etc.).
- Environmental impacts (leaks, spills, high consumption, etc.) due to incorrectly used or poorly maintained machinery and equipment.

3.3 LEADERSHIP AND COMMITMENT

CAF S.A.'s Environmental Management System establishes and implements the environmental roles and responsibilities of the various levels of the organisation, most notably the environmental committee and the business process forums.

The Environmental Committee is the interdepartmental body that coordinates environmental management issues. Senior management takes part in this body, which coordinates and promotes all the actions required to achieve and improve environmental performance. It monitors the procedures and the environmental management manual, the actions put forward in the System Review, analyses the audit reports, the corrective actions stemming from them and the monitoring thereof, and also reviews the environmental goals, etc. This Committee meets at least once every six months.

Also, to ensure that the management system requirements are integrated into the organisation's business processes, various forums are established according to processes in which the environmental performance defined by each of the processes is monitored and the risks and opportunities and improvements for each of them are established.

It should also be noted that CAF has efficient tools and forums that facilitate open dialogue with employees, improving improvement contribution dynamics and their monitoring. An example of this are the Work Group meetings and Kaizen meetings where, for example in 2023, the following improvements were made, besides others: 1) To improve waste segregation, it was proposed to include a waste segregation point in the order and cleaning section of the KAIZEN dynamics of the Beasain testing bay 2) Design of awnings with reusable fastening for when the streetcar is coupled in Irun 3) Clarifications made with the workshop and the ISS cleaning company, regarding the management of insulation, flooring and rags and absorbents in Division B in Zaragoza.

4. IDENTIFICATION AND ASSESSMENT OF ENVIRONMENTAL FACTORS

The organisation's environmental goals are established considering significant aspects, as well as legal and other requirements, and identified risks and opportunities. **Environmental issues** are identified based on normal, abnormal and emergency operating conditions, with the following factors taken into account:

- Emissions.
- Waste (Hazardous and Non-Hazardous).
- Spills.
- Raw material consumption.
- Potential leaks or spills.
- Noise pollution.
- Water consumption.
- Energy consumption.
- Risks.
- Generation of containers.
- Fuel consumption.
- The opinions of concerned parties, including the organisation's employees.

Environment changes or alterations (both negative or positive), caused by the environmental aspects are the **environmental impacts**. The main impacts i.e. damages to and advantages for the environment are set out below:

- Atmospheric pollution/global warming.
- Groundwater pollution.
- Soil pollution.
- Reduction of natural resources.
- Noise pollution.
- Risks to human health.
- A decrease in biodiversity.
- Positive impacts are also taken into account, such as the raising of environmental awareness and the fostering of good environmental practices.

The following aspects are taken into account when identifying environmental factors:

- The legal requirements that apply to the activity.
- Pollution prevention.
- Customer specifications and concerned party opinions.
- The environmental aspects that could be affected, and their associated environmental impacts, in terms of life-cycles.

Once the environmental aspects have been identified, they are assessed to identify those that are significant

and which should be given priority.

Three factors are taken into account to assess the **relevance** of the environmental factors:

- Magnitude: A comparison of the consumption or generation values with respect to the previous year to analyse environmental performance.
- Danger / Nature: The nature of the aspects based on the severity of the impacts they have on the environment.
- Frequency: The nature of the aspects based on how often the impact occurs.

Each aspect is given a rating for each of the three different factors and its significance is then calculated using the following formula:

$$\text{Significance: } (Magnitude + Danger) * Frequency$$

The perception of the environment of the aspects/impacts originated by the company is also taken into account when deciding on which environmental aspects to give **priority** to. The following formula is used to establish priorities and the values:

$$\text{Prioritization: } Relevance * Perception \text{ of the environment}$$

Prioritised environmental aspects are taken into account when establishing **environmental goals**.

These aspects are updated in the following cases:

- When process modifications are introduced or new processes/technologies are incorporated.
- As a result of the degree of compliance of the environmental plan.
- When a new legal regulation is introduced or an existing one is modified.

Environmental aspects shall be reviewed at least once a year.

According to the analysis of the environmental aspects in 2022, the following aspects were given priority:

Environmental Aspects / Environmental Impacts	Beasain	Zaragoza	Irún
Consumption of raw materials / Reduction of natural resources.	Solvent consumption Consumption of natural gas in the wheel heat treatment process.	Natural gas consumption.	Paint, primer and solvent consumption. Natural gas and diesel B consumption.

Hazardous Waste/ Soil and groundwater pollution.	<p>Generation of contaminated oil Generation of sludge and paint water Generation of used coolant Generation of aerosols Generation of out-of-date glues Generation of plastic containers Generation of oily sludge Generation of paint solids</p>	<p>Generation of sanitary material. Generation of oil sludge. Generation of paint sludge. Generation of solvent residues. Generation of booth filters. Generation of plaster remains. Generation of Containers. Generation of contaminated papers. Generation of aqueous cleaning solutions. Generation of plastic containers. Generation of shot blasting residues. Generation of expired products. Generation of contaminated absorbents and contaminated material. Generation of pickling sludge. Generation of aerosol containers. Generation of contaminated material. Generation of cabin water</p>	Generation of paint solids.
Non-hazardous waste / Soil and groundwater pollution.	.	<p>Paper and Paperboard Generation. Wood generation. Generation of aluminum scrap Generation of alumina Generation of batteries</p>	
Noise / Noise pollution.	Point 5	Points 1,2,3,4,5 and 6.	
Dumping / Groundwater pollution.		<p>COD Suspended Matter Conductivity</p>	

It should also be pointed out that the company also takes account of other life-cycle aspects, giving particular attention to those aspects involving the design of their products, as well as the material purchasing process, which affect the upstream and downstream stages of the life cycle of its products.

To this end, environmental aspects that apply to project design are managed and controlled, taking the following as priorities: vehicle weight, the use of restricted substances, vehicle noise, and vehicle recyclability and durability, among other factors, which would have a significant effect on atmospheric pollution/global warming and a reduction of natural resources. These aspects are integrated and achieved by means of methods and



tools which can be used to assess and decide on the best product solutions and configurations by means of:

- Recyclability analysis pursuant to standard ISO 22628, to ensure the best materials are selected.
- Life cycle analysis according to standard ISO 14040, for the environmental assessment of the product in all of its life cycle phases.

With regards to the material purchasing process, by means of its supply chain management model, the company strives to achieve its differential added value by promoting sustainable purchasing, which prioritises the following aspects to improve, above all, the optimisation of natural resources:

- The sustainability commitment requirements set out in the Code of Conduct and the obligation to comply with the REACH Regulation and the Railway Industry Substance List of UNIFE, for suppliers.
- Assessment of suppliers' sustainability management by means of the Ecovadis platform.
- Involvement in the Railsponsible industry initiative to promote sustainable practices.

Based on the assessment of environmental factors implemented, no indirect factor or emergency-related factor have been identified as priorities. However, controls are in place to manage these aspects, and are included in the specific procedures of the Environmental Management System, e.g. emergency action procedures (drills).

5. ENVIRONMENTAL GOALS 2023

Once the significant environmental aspects have been assessed, they are prioritised in order to established the goals at each office. The table below lists the goals established for 2022, and the extent to which they were achieved.

The goals for 2022 were established based on the aspects prioritised in 2021 and they are compared with the results obtained in 2021.

The 2022 investment plan allocates the necessary resources to meet the goals set for the year.

BEASAIN TARGETS 2023

Environmental Aspects	2022 Goal	31/12/2022 Result	Implemented Actions
Waste Production	Reduce generation of used solvent by 10%.	Target achieved, with a 24% reduction in the generation of used solvent.	Partial substitution of solvent to ecological solvent.
	A 5% reduction in the generation of plaster residues.	Target achieved, with a 22% reduction in the generation of waste plaster.	
	10% reduction in the generation of contaminated rags and absorbents.	Target achieved, with a 34% reduction in the generation of contaminated rags and absorbents.	Improvement in the segregation of waste in the paint plastering area.
	10% reduction in the generation of shot water.	Target achieved, with a 36% reduction in the generation of shot water.	Change of the filtering system in the blasting booth (from wet to dry).
Raw material consumption	10% reduction in solvent consumption.	Target achieved, as solvent consumption has been reduced by 33%.	Partial substitution of solvent to ecological solvent.


IRÚN TARGETS 2023

Environmental Aspects	2022 Goal	31/12/2022 Result	Implemented Actions
Waste Production	A 3% reduction in the generation of metal containers.	Target achieved with a 49% reduction in the generation of metal containers.	Acquisition of a paint dosing machine.
	3% reduction in the generation of plaster residues.	Target achieved with an 8% reduction in the generation of leftover slurry.	Improvement in the process of applying filler.

ZARAGOZA TARGETS 2023

Environmental Aspects	2022 Goal	31/12/2022 Result	Implemented Actions
Waste Production	5% reduction in the generation of metallic containers.	Target not achieved due to a 3% reduction in the generation of metallic containers.	Not achieved due to the disposal of non-reusable drums.
	10% reduction in aqueous cleaning solutions generation.	Target achieved with a 38% reduction in the generation of aqueous cleaning solutions.	Improvement in waste segregation.
	5% reduction in the generation of contaminated absorbents / contaminated material.	Target achieved with a 44% reduction in waste generation.	Removal of hydraulic presses (press brakes and guillotine).
	2% reduction in cabin water generation.	57% reduction in cabin water generation, target achieved.	Introduction of waste evaporation process.
	2% reduction in the generation of paint booth filters.	Target achieved with a 23% reduction in the generation of paint booth filters.	Intensified control of paint booth filter saturation.

Accordingly, aiming to reduce Green House Effect Gas emissions, in 2022, the CAF Group published its short, medium and long-term emission reduction goals, and CAF S.A. Reduced Scope 1+2 emissions by 14.5% compared to the base year (2019) (established based on the Sbti model) with the source data for emissions in 2019 amounting to 21,150 equivalent tonnes of CO₂ (this figure was verified and included in the LRQA



independent verification declaration, reference SGI 00002144, which includes CAF S.A. and the other CAF Group plants).

6. ENVIRONMENTAL PERFORMANCE IMPROVEMENT OPPORTUNITIES

With the goal of integrating Sustainability in its Business management, it regards Sustainability as one of the key Strategic Goals, developing a Sustainability Plan that includes, besides other sustainability initiatives, the following environmental initiatives, for all of the Group's plants:

- 1) "0" Net emissions
- 2) Implementation of environmental commitments in the Corporate Environmental Policy.

It should also be noted that over the past few years, the Beasain and IRÚN plants have been engaged in preparing action plans related to Decree 254/2020 of 10 November, on Energy Sustainability in the Autonomous Community of the Basque Country.

The most representative initiatives are described below.


6.1 "0" NET EMISSIONS

After adhering to the initiatives to combat climate change and to the Paris Agreement, SBTi (Science Based Targets Initiative) and Race to Zero in 2021, the company went ratified this commitment in the new 2026 Strategic Plan submitted in 2022. To this end, on the one hand, it incorporated decarbonisation of its products as one of the key milestones in relation to the Innovation strategic pillar and, on the other, it kept Sustainability as one of its 4 strategic pillars.

During the year 2022, the CAF Group has defined the short and long-term emission reduction goals, taking the SBTi method into account and using the carbon footprint calculations from previous years as reference. This definition states its commitment to achieving "Net Zero" by 2045. During 2023, these targets have been deployed in the Group's activities. In March 2023, these targets were sent to SBTi for validation, and technical validation of these targets began in November 2023.

To define the reduction goals, the company's main sources of Greenhouse Gases (GHG) were taken into account, which include emissions produced during the life cycle of products which are associated with energy consumption during their usage, as well as emissions resulting from the energy consumption for activities carried out by the Group. For this reason, the Group focuses its efforts on gradually reducing greenhouse gas (GHG) emissions using the following methods: improving energy efficiency in production activities and at production facilities, increasing renewable energy consumption and researching and developing zero emission sustainable transport solutions.

To achieve planned reduction goals, and to drive strategies to combat climate change that are geared towards



reducing greenhouse gas (GHG) emissions and encouraging the use of renewable energies, in 2023 the Group carried out a number of activities as part of the "Net Zero Emissions" initiative, in the context of the Sustainability Committee.

The main actions carried out in 2023 include the following:

- Recalculation and verification of the Group's 2022 carbon footprint and 2019 base year to reflect the incorporation of CAF Reichshoffen in August 2022, thus maintaining full coverage of emissions generated by the Group's activities over which it has operational control.
- Calculation and external verification of the CAF Group's 2023 carbon footprint, including Scope 1, 2 and 3, following the guidelines and requirements described in the GHG Protocol, IPCC (International Panel for Climate Change) and ISO 14064:2018.
- Completion of the CAF Group's second report to CDP (Carbon Disclosure Project), maintaining the B rating obtained in 2022.

Additionally, in line with the established GHG emission reduction plans, and within the CAF Group's "Net Emissions 0" initiative, the following actions have been carried out throughout the year 2023:

- Implementation of the installation of recharging points for electric vehicles in Beasain and Irun.
- Promotion of sustainable mobility (use of bicycles, public transport, walking) through participation in challenges within the company, installation of new shared parking areas and expansion and improvement of bicycle and scooter parking facilities (covers, closures, fencing, plugs and repair stations).


6.2 IMPLEMENTATION OF ENVIRONMENTAL COMMITMENTS

In 2023, CAF Group's Corporate Environmental Policy has been maintained and updated, as well as its Development Manual, which were defined within the Corporate Environmental Forum and approved by CAF's Management. The main objective of the Corporate Policy is to define the general principles and criteria that should govern CAF at the corporate level in environmental matters, and to project to stakeholders the environmental commitments established within CAF's Sustainability Policy, considering the environment as a main element of the concept of sustainability and in particular of the development of more efficient and respectful integral solutions for sustainable mobility.

Specifically, throughout the year 2023, improvement action plans have been carried out to achieve the objectives set to achieve alignment with respect to the Policy. To give continuity to this process, at the end of the period, and within the framework of the Corporate Environmental Forum, a new GAP analysis was carried out with respect to the Corporate Policy of each of the CAF Group's activities, and the targets for the year 2024 were defined.

6.3 OTHER IMPROVEMENT OPPORTUNITIES.

In addition to the strategic initiatives indicated in the previous sections, the following is a summary of the main actions that CAF S.A. is developing for the continuous improvement of the environmental performance in the three sites:

- 
- Supply of adhesives through a local supplier, in order to reduce stocks and expired adhesives (Beasain and Irun).
 - Energy certification of buildings with a surface area larger than 50 m2 that are heated or refrigerated (excluding production processes).
 - Purchase of materials in returnable packaging to reduce the amount of waste generated (three sites).
 - Substitution of toxic, flammable and/or corrosive chemical products for others that are less hazardous to the health of workers and the environment (Beasain).
 - Replacement of lighting fixtures with more eco-efficient ones (three sites).

Note: These actions have been developed in the year 2023 and are maintained for the year 2024.

7. ENVIRONMENTAL GOALS 2024

Based on the most relevant environmental aspects given priority in 2023 and where there is still room for improvement, the 2024 goals were established for each plant, as shown in the following table. These were established taking account of the environmental aspects given priority in 2023, which are included in section 4 of this document.

Environmental Aspects	Beasain Targets 2024
Waste Production	A 10% reduction in the generation of contaminated oil.
Raw material consumption	A 5% reduction in solvent consumption
Energy consumption	A 20% reduction in the consumption of natural gas per treated wheel (in the heat treatment line).
Noise generation	Reduction of ambient noise around the bodyshell cars structure in hall F to 55 dB at night.

Environmental Aspects	Irún Targets 2024
Energy consumption	A 2% reduction in electricity consumption.
Water resources consumption	A 2% reduction in water consumption.
Waste Production	A 3% reduction in the generation of plaster waste.
	A 3% reduction in the generation of paint solids.
	A 3% reduction in the generation of expired glues.

Environmental Aspects	Zaragoza Targets 2024
Waste Production	A 10% reduction in the generation of oil sludge
	A 5% reduction in the generation of contaminated paper.
	A 5% reduction in the generation of plastic containers
	A 5% reduction in the generation of pickling sludge
	A 2% reduction in the generation of alumina residues.

In addition, action plans have been defined to achieve the targets set for the year 2024, for each site, in the 2024 environmental program.

8. MAIN LEGAL PROVISIONS AND THEIR OBSERVANCE

An external company which specialises in environmental management (Asecorp) has been hired to identify and assess CAF S.A.'s legal requirements. This service, assisted by the use of a web tool, retrieves the legislation applicable to CAF regarding environmental matters, as well as the complete legal texts and specific requirements, which are then assessed by the officers in charge of environmental matters at the three plants.

On identifying and assessing the legal requirements and other applicable environmental requirements, the company meets the established requirements.

The main environmental legal requirements that apply to the Beasain, IRÚN and Zaragoza plants and their respective compliance are explained below:

BEASAIN

Activity License	The activity license was obtained in 2001. The Integrated Environmental Authorisation (IEA) was subsequently processed in 2007. Once the IEA procedure was declared finalised (2 April 2019), the sector permits (waste, emissions and dumping) were requested and the sector permits and the activity licence from 2001 (updated in subsequent extensions) are still valid. The Single Environmental Authorization (Law 10/2021) has been submitted in April 2023.
Network water	There are three water meters to control and optimise water consumption (Water Consortium 30/11/2020, BEASAIN 9/10/2018).
River water	The group is authorised to collect river water to use it in closed cooling circuits. This is monitored and recorded, by means of an annual self-assessment of consumption, and submitted to the Northern Hydrographic Confederation. Over the last few years, water consumption has decreased as a result of improvements at production facilities (Decree 181/2008).
Waste water	The group is authorised to dump waste water, via 6 discharge points into the sewage network and 1 discharge point into the rainwater network, which was renewed in 2019. Established checks are carried out at the check points defined therein and the results are submitted to the administration to guarantee compliance. (Guipúzcoa Water Consortium and URA) (BEASAIN 19/11/2003, Water Consortium 1/8/2012, LAZKAO 10/4/2005)
Atmospheric pollution	The latest APCA authorisation dated August 4, 2023 includes the 44 systematic and 11 non-systematic emission sources that are monitored by an Authorised Control Body, according to the time periods, pollutants and limits established by the Basque Government, complying with said limits. (Decree 278/2011).

Storage of Chemical Products	Chemical product warehouses are legally authorised, checked on a regular basis, with in-house checks conducted on once a year and every 5 years by an inspection body (Royal Decree 656/2017).
Energy Sustainability	The eco-efficiency requirements are controlled and complied with; in particular, energy audits are conducted every 4 years, building energy certificates are obtained, the group declares itself to be a major energy consumer, and energy saving training and awareness-raising is provided. The mobility plan was drawn up and the measures arising from it have been implemented. In 2023 the last energy audit carried out by Eldu (Decree 254/2020 and Decree 25/2019).
Hazardous Goods	The environmental management system includes a procedure for the proper management of hazardous goods (internal audits and submission of annual reports, loading and unloading records, safety advisor, etc.). In addition to this, the officers in charge of loading and unloading hazardous goods have received appropriate training. (Royal Decree 97/2014 and corresponding ADRs)
Waste	An up-to-date waste producer's authorisation is held and the waste generated is properly identified, labelled and documented (ledgers, minimisation plan, etc.). Waste is managed by an authorised waste management company, promoting recycling/recovery (Law 7 2022, Law 22/2011, Decree 112/2012, Decree 21/2015, RD 1055/2022).
Environmental Noise	Measures have been implemented to reduce the noise generated from CAF activities and outdoor noise level compliance is monitored on a yearly basis. During 2023, as a result of a complaint received by the City Council of Beasain, the facade of a warehouse has been soundproofed and a noise-generating activity at night has been eliminated. (Decree 213/2012).
Soil/Groundwater	Soil is protected by implementing control measures: land waterproofing, storage of chemical products in spill control tanks, soil analysis with an Authorised Control Agency in the event of earth movement. The updated soil status report (Decree 209/2019) was also submitted on 26/11/ 2020.
Chemical Products and Substances	The guidelines regarding consumption of chemical substances are observed, in particular, identification of hazards, information about them and correct labelling. Ongoing efforts are being made to continue to make improvements and reduce hazards for both employees and the environment. (REACH regulation).

IRÚN

Activity License	The activity license was registered on 4 April 2006, case number 2005LAO0004. The activity licence has been renewed every 5 years, the latest renewal being 14/04/2021. The Single Environmental Authorisation (Law 10/2021) is adapted in 2023.
Network water	There are two water meters to control and optimise consumption (Txingudiko Zerbitzuak).
Waste water	2 wastewater discharge points were authorised on 30 November 2005, which were renewed on 13 October 2013, as well as a rainwater network discharge point.
Atmospheric pollution	APCA authorisation has been in place since 16 November 2010, and was last updated on 14/02/2019 which includes 21 systematic sources, 10 non-systematic sources and 6 discontinuous sources that are monitored by an Authorised Control Body, according to the time periods, pollutants and limits established by the Basque Government, complying with said limits (Decree 278/2011).
Storage of Chemical Products	Chemical product warehouses are legally authorised, checked on a regular basis, with in-house checks conducted on once a year and every 5 years by an inspection body (Royal Decree 656/2017).
Energy Sustainability	The eco-efficiency requirements are controlled and complied with; in particular, energy audits are conducted every 4 years, building energy certificates are obtained, the group declares itself to be a major energy consumer, and energy saving training and awareness-raising was provided in 2021. The mobility plan was drawn up and the measures arising from it have been implemented (Decree 254/2020 and Decree 25/2019).
Hazardous Goods	The environmental management system includes a procedure for the proper management of hazardous goods (internal audits and submission of annual reports, loading and unloading records, safety advisor, etc.). In addition to this, the officers in charge of loading and unloading hazardous goods have received appropriate training. (Royal Decree 97/2014 and corresponding ADRs)
Waste	An up-to-date waste producer's authorisation is held and the waste generated is properly identified, labelled and documented (ledgers, minimisation plan, etc.). Waste is managed by an authorised waste management company, promoting minimisation, recycling/recovery (Law 7 2022, Law 22/2011, Decree 112/2012, Decree 21/2015).
Environmental Noise	Measures have been implemented to reduce the noise generated from CAF activities and outdoor noise level compliance is monitored on a yearly basis (Decree 213/2012) (Irún Municipal Noise Ordinance).
Soil/Groundwater	Soil is protected by implementing control measures: land waterproofing, storage of chemical products in spill control tanks, soil analysis with an Authorised Control Agency in the event of earth movement (Decree 209/2019). The soil status report was submitted on 01/12/2020.

Substances and Products	The guidelines regarding consumption of chemical substances are observed, in particular, identification of hazards, information about them and correct labelling. Ongoing efforts are being made to continue to make improvements and reduce hazards for both employees and the environment. (REACH regulation).
--------------------------------	--

ZARAGOZA

Activity License	An activity license was obtained on 6 July 2010.
Network water	There is one water meter to control and optimise water consumption - Zaragoza City Council.
Waste water	The group is authorised to dump waste water via 1 waste water discharge point which was renewed in 2021. Established checks are carried out at the check point defined therein and the results are submitted to the administration to guarantee compliance (Zaragoza City Council 31.08.2021). The process of requesting authorization for the discharge of rainwater into restricted-use area of the Gállego river has been initiated.
Atmospheric pollution	The latest APCA authorisation dated 7 June 2021 includes the 52 systematic and 13 non-systematic emission sources that are monitored by an Authorised Control Body, according to the time periods, pollutants and limits established by the Aragón Government, complying with said limits (Royal Decree 100/2011).
Storage of Chemical Products	Chemical product warehouses are legally authorised, checked on a regular basis, with in-house checks conducted on once a year and every 5 years by an inspection body (Royal Decree 656/2017).
Energy Sustainability	The eco-efficiency requirements are controlled and complied with; in particular, energy audits are conducted every 4 years and building energy certificates are obtained (Royal Decree 56/2016).
Hazardous Goods	The officers in charge of loading and unloading hazardous goods have received appropriate training, and the relevant documentation is monitored (internal audits and submission of annual reports, records, etc.) (Royal Decree 97/2014 and the corresponding ADRs).
Waste	An up-to-date waste producer's authorisation is held and the waste generated is properly identified, labelled and documented (ledgers, minimisation plan, etc...). Waste is managed by an authorised waste management company, promoting recycling/recovery (Law 22/2011 and Law 7 2022)
Environmental Noise	Measures have been implemented to reduce the noise generated from CAF activities and outdoor noise level compliance is monitored on a yearly basis, to guarantee compliance (Zaragoza City Council Noise Ordinance)
Soil/Groundwater	Soil is protected by implementing control measures: land waterproofing, storage of chemical products in spill control tanks (Royal Decree 7/2015).



Substances and Products	The guidelines regarding consumption of chemical substances are observed, in particular, identification of hazards, information about them and correct labelling. Ongoing efforts are being made to continue to make improvements and reduce hazards for both employees and the environment. (REACH regulation).
--------------------------------	--

In addition there have been no environment-related penalties, accidents or incidents affecting the surrounding areas, nor complaints or claims at the three plants subject to this statement, for at least the past two years.

9. INDICATORS

To ensure proper control, monitoring and dissemination of the environmental impact of the organisation, promoting improvement of our activities and processes, the CAF Group uses business-specific Group environmental performance indicators, as well as plant-specific indicators.

The relative environmental indicators detailed below have been established based on the guidelines set out in Annex IV of Regulation 1221/2009 of 25 November 2009 on organisations' voluntary participation in a Community eco-management and audit scheme (EMAS III), as amended by Commission Regulation (EU) 2018/2026 of 19 December 2018.

Indicators have been submitted relating to the years 2021, 2022 y 2023.

These indicators are defined as a ratio (A/B), where the numerator (A) indicates the total consumption/generation of each plant and the denominator (B) is the value that best represents the annual activity at each plant. We use man-hours worked (1), hereinafter MHRS, as this is regarded as a common comparative value for the activities at the three plants.

The indicators used are detailed in the sections below, as there is currently no sectoral document that sets out sectoral indicators for the railway sector, which will be ultimately be taken into account if they are published.

The man-hours worked (MHRS) for each plant are as follows:

Plant	MHRS 2021 (h)	MHRS 2022 (h)	MHRS 2023 (h)
Beasain	3.780.535	3.700.773	3.893.329
Irún	445.170	415.233	429.436
Zaragoza	1.245.354	1.256.448	1.311.621

(1) MHRS: Total hours worked per year by the total number of employees at each plant

9.1 ENERGY CONSUMPTION

The energy consumption indicator takes account of the amount of energy consumed each year, including natural gas and electricity consumption, as these represent the most significant energy consumption figures.

The relative indicator is expressed as KWh/MHRS, and includes electricity and natural gas consumption.

BEASAIN					
YEAR	Electricity Qty. (MWh)	GN Qty. (MWh)	Total Qty. (MWh)	MHRS (h)	Relative Indicator (KWh/MHRS)
2021	27,647	76,362	104,009	3,780,535	28
2022	27,335	78,143	105,478	3,700,773	28
2023	27,447	77,098	104,545	3,893,329	27

IRÚN					
YEAR	Electricity Qty. (MWh)	GN Qty. (MWh)	Total Qty. (MWh)	MHRS (h)	Relative Indicator (KWh/MHRS)
2021	1,551	2,158	3,709	445,170	8
2022	1,438	1,542	2,980	415,233	7
2023	1,354	1,757	3,111	429,436	7

ZARAGOZA

YEAR	Electricity Qty. (MWh)	GN Qty. (MWh)	Total Qty. (MWh)	MHRS (h)	Relative Indicator (KWh/MHRS)
2021	6,076	12,827	18,902	1,245,354	15
2022	5,316	7,634	12,950	1,256,448	10
2023	4,911	7,501	12,412	1,311,621	9

As can be seen in the indicators presented, at the Beasain, Irun and Zaragoza sites there has been a reduction in energy consumption in recent years, as a result, among other actions, of the replacement of lighting fixtures with more eco-efficient ones and energy efficiency training courses.

Renewable Energy Consumption

From 2021 onwards, CAF included procurement of green energy as a corporate environmental policy principle in its environmental strategy, to reduce CO2 emissions from energy consumption (Scope 2). As a result, CAF S.A. took out a contract with Acciona Green to purchase 100% renewable electricity, with a guarantee of source, for 2021-2024, thereby eliminating CAF S.A.'s Scope 2 CO2 emissions and meeting the emission reduction goals set out in the Group's 2026 strategic plan and the company's environmental strategy.

The generation of renewable energy

In 2023, CAF S.A. has included systems at its facilities to generate renewable energies, whereby it has been possible to produce renewable energy. Specifically, in 2022, the equivalent of 8% of the annual electricity consumption at the Beasain plant was generated by the solar panels installed on the roof of the workshops and the hydroelectric plant owned by the CAF Group.

9.2 CONSUMPTION OF MATERIALS

The relative indicator takes account of the quantity of materials purchased each year, considering steel and aluminium purchases, as these represent the most significant consumption of materials and have the biggest impact on the life cycle of manufactured products:

BEASAIN						
YEAR	MiiRA Steel (t)	Vehicles Steel (t)	Vehicles Aluminium (t)	Total (t)	MHRS (h)	Relative Indicator (Kg/MHRS)
2019	46,014	2,343	2,761	51,118	3,780,535	14
2020	54,966	1,395	2,721	59,082	3,700,773	16
2021	53,596	2,721	3,416	59,733	3,893,329	15

IRÚN					
YEAR	Vehicles Steel (t)	Vehicles Aluminium (t)	Total (t)	MHRS (h)	Relative Indicator (Kg/MHRS)
2019	3.3	429	432	445,170	1
2020	0	249	249	415,233	0.6
2021	0	267	267	429,436	0.6

ZARAGOZA					
YEAR	Vehicles Steel (t)	Vehicles Aluminium (t)	Total (t)	MHRS (h)	Relative Indicator (Kg/MHRS)
2019	381	737	1,118	1,245,354	0.9
2020	543	1,216	1,759	1,256,448	1.4
2021	610	1,086	1,696	1,311,621	1.3

As the indicators provided reveal, the results for 2023 are deemed to be within acceptable ranges.

9.3 WATER CONSUMPTION

The relative indicator takes account of the amount of water extracted each year, considering network and river water consumption (the latter only applies to the Beasain plant).

BEASAIN					
YEAR	Network water (m ³)	River water (m ³)	Total Qty. (m ³)	MHRS (h)	Relative Indicator (l/ MHRS)
2021	28,595	45,593	74,188	3,780,535	20
2022	30,152	51,893	82,045	3,700,773	22
2023	29,008	57,633	86,641	3,893,329	22

IRÚN			
YEAR	Network water (m ³)	MHRS (h)	Relative Indicator (l/ MHRS)
2021	3,194	445,170	7
2022	5,557	415,233	13
2023	5,220	429,436	12

ZARAGOZA			
YEAR	Network water (m ³)	MHRS (h)	Relative Indicator (l/ MHRS)
2021	17,961	1,245,354	14.4
2022	19,264	1,256,448	15.3
2023	16,720	1,311,621	12.7

In Irún there was an increase in water consumption during 2022, due to concreting works carried out, and the increase at the Zaragoza site was also due to breakdowns in the water distribution network.

As can be seen in the indicators presented, the rest of the results for the year 2023 are considered to be within acceptable margins.

9.4 WASTE PRODUCTION

The relative indicator takes account of the amount of waste produced each year, considering the production of hazardous waste (HW) and Non-hazardous waste (NHW).

BEASAIN					
YEAR	HW (Hazardous Waste) (t)	NHW (t)	Total Qty. (t)	MHRS (h)	Relative Indicator (Kg/MHRS)
2021	484	6,914	7,399	3,780,535	2
2022	496	21,281	21,774	3,700,773	5.9
2023	623	18,977	19,599	3,893,329	5.0

IRÚN					
YEAR	HW (Hazardous Waste) (t)	NHW (t)	Total Qty. (t)	MHRS (h)	Relative Indicator (Kg/MHRS)
2021	28	681	709	445,170	1.6
2022	41	454	495	415,233	1.2
2023	26	491	517	429,436	1.2

ZARAGOZA					
YEAR	HW (Hazardous Waste) (t)	NHW (t)	Total Qty. (t)	MHRS (h)	Relative Indicator (Kg/MHRS)
2021	151	1,114	1,265	1,245,354	1
2022	151	911	1,062	1,256,448	0.8
2023	133	1,038	1,171	1,311,621	0.9

At the Beasain site, the indicator relating to hazardous waste has increased to levels prior to 2021, due to the fact that in 2021 and 2022 the amount of waste called "contaminated oil" was exceptionally considerably reduced.

The relative indicators for **hazardous waste** that are most representative of each plant are provided below:

BEASAIN			
Main hazardous waste	Relative Indicator 2021 Kg/MHRS	Relative Indicator 2022 Kg/MHRS	Relative Indicator 2023 Kg/MHRS
Contaminated oil	0.057	0.048	0.069
Paint water	0.009	0.010	0.016
Shot blasting water	0.011	0.023	0.015
Used solvents	0.006	0.008	0.006
Metal containers	0.006	0.007	0.007
Metal sludge	0.007	0.003	0.019
Paint solids	0.007	0.004	0.004
Used drilling oils	0.004	0.008	0.007

IRÚN			
Main hazardous waste	Relative Indicator 2021 Kg/MHRS	Relative Indicator 2022 Kg/MHRS	Relative Indicator 2023 Kg/MHRS
Paint solids	0.027	0.021	0.028
Oily water	0	0	0.001
Used solvent	0.005	0.011	0.007
Paint booth water	0.014	0.041	0.011
Metal containers	0.002	0.011	0.005
Expired paint	0.003	0.002	0



ZARAGOZA			
Main hazardous waste	Relative Indicator 2021 Kg/MHRS	Relative Indicator 2022 Kg/MHRS	Relative Indicator 2023 Kg/MHRS
Paint Sludge-EFQM-	0.044	0.026	0.017
Contaminated Paper	0.010	0.006	0.010
Contaminated Material	0.024	0.034	0.019
Pickling Sludges	0.008	0.006	0.007
Putty Waste	0.007	0.005	0.005
Expired materials	0	0.002	0.001
Painting waters	0.003	0.005	0.009
Aqueous cleaning solutions	0.004	0.016	0.011

The relative indicators for each hazardous waste have been maintained or even decreased. At the Beasain site, the amount of contaminated oil and paint water has increased due to a higher number of cleanings carried out during the year.

The relative indicators for **non-hazardous waste** that are most representative of each plant are provided below:

BEASAIN			
Main non-hazardous waste	Relative Indicator 2021 Kg/MHRS	Relative Indicator 2022 Kg/MHRS	Relative Indicator 2023 Kg/MHRS
Scale	0.34	0.32	0.35
Steel and iron scrap metal	4.25	4.89	4.04
Wood	0.43	0.35	0.31

IRÚN			
Main non-hazardous waste	Relative Indicator 2021 Kg/MHRS	Relative Indicator 2022 Kg/MHRS	Relative Indicator 2023 Kg/MHRS
Wood	0.82	0.7	0.74
ferrous scrap material	0.41	0.22	0.21

ZARAGOZA			
Main non-hazardous waste	Relative Indicator 2021 Kg/MHRS	Relative Indicator 2022 Kg/MHRS	Relative Indicator 2023 Kg/MHRS
Wood	0,45	0,38	0,41
Steel scrap metal	0,20	0,17	0,23

9.5 LAND USE WITH REGARDS TO BIODIVERSITY

For the relative indicator, the total surface area owned by each site is considered, differentiating between the sealed surface area (paved, concreted) and the unsealed surface area.

BEASAIN					
YEAR	Sealed surface area m ²	Unsealed surface area m ²	Total surface area m ²	MHRS (h)	Relative Indicator (m ² *1000/MHRS)
2021	237,501	142,521	380,022	3,780,535	101
2022	237,501	142,521	380,022	3,700,773	103
2023	237,501	142,521	380,022	3,893,329	98



IRÚN					
YEAR	Sealed surface area m ²	Unsealed surface area m ²	Total surface area m ²	MHRS (h)	Relative Indicator (m ² *1000/MHRS)
2021	45,097	9,187	54,284	445,170	121
2022	45,097	9,187	54,284	415,233	131
2023	45,097	9,187	54,284	429,436	126

ZARAGOZA					
YEAR	Sealed surface area m ²	Unsealed surface area m ²	Total surface area m ²	MHRS (h)	Relative Indicator (m ² *1000/MHRS)
2021	142,174	140,892	283,066	1,245,354	227
2022	142,174	140,892	283,066	1,256,448	225
2023	142,174	140,892	283,066	1,311,621	216

CAF S.A. currently has 82,567 m² of garden areas on its unsealed surface area (81,567 m² in Beasain and 1,000 m² in Zaragoza), which are areas devoted to nature conservation, situated at the manufacturing plants (years 2021, 2022 and 2023).

9.6 EMISSIONS

9.6.1 Total Air Emissions (NO_x and PM)

The tables below list the total annual air emissions, including NO_x and PM (1) emissions, at the Beasain, IRÚN and Zaragoza plants.

To calculate the total yearly emissions, the last measurements taken at each of the confined emission sources have been taken into account, based on the frequencies established in the permits.

The calculations were performed using the E-PRT calculator, developed on the basis of the Technical Guidelines for the Measurement, Estimation and Calculation of Air Emissions of the Basque Autonomous Community.

BEASAIN					
YEAR	TOTAL EMISSION NOx Kg/year	TOTAL EMISSION (PS Kg/year)	Total Qty. (kg)	MHRS (h)	Relative Indicator (Kg year*10 ³ /MHRS)
2021	13,074	2,179	15,253	3,780,535	4.03
2022	13,074	2,273	15,347	3,700,773	4.15
2023	3,346	3,095	6,441	3,893,329	1.65

IRÚN					
YEAR	TOTAL EMISSION NOx Kg/year	TOTAL EMISSION (PS Kg/year)	Total Qty. (kg)	MHRS (h)	Relative Indicator (Kg year*10 ³ /MHRS)
2021	1,071	73 (1)	1,158	445,170	2.6
2022	1,071	73 (1)	1,158	415,233	2.8
2023	3,276	73 (2)	3,349	429,436	7.8

ZARAGOZA					
YEAR	TOTAL EMISSION NOx Kg/year	TOTAL EMISSION (PS Kg/year)	Total Qty. (kg)	MHRS (h)	Relative Indicator (Kg year*10 ³ /MHRS)
2021	319.00	2,103.00	2,422	1,245,354	2
2022	377.52	2,119.49	2,497	1,256,448	2
2023	377.52	1,789.50	2,167	1,311,621	1.7

(1) Given the activities performed at the plants, the pollutant SO₂ is not included in the scope of the measurements.

The indicator related to NO_x emissions in Beasain and Irun has been substantially modified during the year 2023 due to the update of atmospheric measurements carried out, all of them being within the emission limits.

(1) Indicator updated, due to error detection, in the calculation made in previous years.

9.6.2. Total annual greenhouse gas emissions

Direct emissions, Scope 1, as a result of natural gas consumption, cooling gas consumption and diesel oil consumption were taken into account for the calculations carried out. In contrast, electricity consumption was taken into account for Scope 2 calculations.

The calculation tool used was an ad hoc tool developed by the external collaborator Factor CO2 which calculates the Carbon Footprint of the entire CAF Group organisation. This calculator was designed according to the guidelines and approach of the GHG Protocol and the IPCC, and was created according to the requirements laid down in standard ISO 14064:2018. Environmental footprint verification is envisaged.

The Greenhouse Gases (GHG) included in the following calculations, created by the manufacturing activities carried out at the plants, are expressed in equivalent tonnes of CO2, and include emissions of carbon dioxide, methane and nitrous oxide (CO2, CH4 and N2O respectively), as well as hydrofluorocarbons (HFCs) associated with coolant gas leaks.

Also, no sulphur hexafluoride (SF6), nitrogen trifluoride (NF3) or perfluorocarbons (PFCs) are emitted in the manufacturing processes carried out at the plants.

This is the Scope 1 +2 emissions reduction indicator, relative to base year 2019, as it is the CAF Group's primary indicator, relating to the decarbonisation strategic plan.

BEASAIN				
YEAR	Scope 1 (Equivalent t CO2)	Scope 2 (Equivalent t CO2)	Total Qty. (Eq t CO2)	% Reduction Scope 1 + 2 (Relative to base year 2019)
2019	17,929	0	17,929	-
2021	15,589	0	15,589	13% reduction
2022	16,131	0	16,131	10% reduction
2023	15,718	0	15,718	12% reduction

IRÚN				
YEAR	Scope 1 (Equivalent t CO2)	Scope 2 (Equivalent t CO2)	Total Qty. (Eq t CO2)	% Reduction Scope 1 + 2 (Relative to base year 2019)
2019	600	0	600	-
2021	440	0	440	27% reduction
2022	318	0	318	47% reduction
2023	355	0	355	41% reduction

ZARAGOZA

YEAR	Scope 1 (Equivalent t CO2)	Scope 2 (Equivalent t CO2)	Total Qty. (Eq t CO2)	% Reduction Scope 1 + 2 (Relative to base year 2019)
2019	2,621	0	2,621	-
2020	2,593	0	2,593	1% reduction
2021	1,626	0	1,626	38% reduction
2022	1,536	0	1,536	41% reduction

The equivalent tonnes of CO2 in Scope 2 were zero as a result of the consumption of 100% renewable source electricity.

Details of the certified environmental auditor:

Version 1 of the environmental statement corresponding to 2022 (January-December) has been verified by LRQA ESPAÑA .S.LU certified auditor number ES-V-0015, by Leading Experts Cristina Dominguez and Daniel Borruey. Representative of LRQAE, signing the statement: Olga Rivas.



10. AUDITOR STATEMENT

ENVIRONMENTAL VERIFIER'S DECLARATION ON VERIFICATION AND VALIDATION ACTIVITIES



LRQA España, S.L.U, with EMAS environmental verifier registration number EMAS ES-V-0015, accredited for the scope Design, manufacture, testing and repair of vehicles and rail components (NACE Code **30.20**) declares to have verified whether the site(s)

Construcciones y Auxiliar de Ferrocarriles S.A. José Miguel Iturrioz, 26, 20200 Beasain, Gipuzkoa, España

as indicated in the environmental statement **2023 version 1**, January to December 2023 of the organisation with registration number (if available) ES EU 0000130, meet all requirements of Regulation (EC) No 1221/2009 of the European Parliament and of the Council of 25 November 2009 on the voluntary participation by organisations in a Community eco-management and audit scheme (EMAS), the COMMISSION REGULATION (EU) 2017/1505 of 28 August 2017 amending Annexes I, II and III to Regulation (EC) No 1221/2009 and the Commission Regulation (EU) 2018/2026 of 19 December 2018 amending Annex IV to Regulation (EC) No 1221/2009 of the European Parliament and of the Council on the voluntary participation by organisations in a Community eco-management and audit scheme (EMAS)

By signing this declaration, I declare that:

- the verification and validation have been carried out in full compliance with the requirements of Regulation (EC) No 1221/2009,
- the outcome of the verification and validation confirms that there is no evidence of non-compliance with applicable legal requirements relating to the environment,
- the data and information of the environmental statement **2023 version 1** of the organisation reflect a reliable, credible and correct image of all the organisation/sites activities within the scope mentioned in the environmental statement.

This document is not equivalent to EMAS registration. EMAS registration can only be granted by a Competent Body under Regulation (EC) No 1221/2009, 1505/2017 and 2026/2018. This document shall not be used as a stand-alone piece of public communication.

That the environmental statement includes the following sites:

Construcciones y Auxiliar de Ferrocarriles S.A. José Miguel Iturrioz, 26, 20200 Beasain, Gipuzkoa, España	Design, manufacture and testing of vehicles and rail components.
Construcciones y Auxiliar de Ferrocarriles S.A. Anaka nº 13, 20301 Irún Gipuzkoa España	Manufacture, testing and repair of rail vehicles.
Construcciones y Auxiliar de Ferrocarriles S.A. Avda. de Cataluña, 299, 50014 Zaragoza, España	Design, manufacture and testing of rail vehicles.

LRQA Ref nº: SGI1936449
Issued by LRQA España, S.L.U. on **17/06/2024**.

Initial verification Date: **21/01/2022**
Current Verification: **01/04/2022**
Expiration of Verification: **31/03/2025**
Annual Validation date: **17/06/2024**
Expiration of Validation: **31/03/2025**

Signed by Olga Rivas
On behalf of LRQA España, S.L.U.
ENAC, Nº. ES-V-0015